

Smart Blood Analytics report #1085

i #331 Anonymous_Patient

Male, 60 (1957)

🔹 Blood Parameters

Lab Test Date: /

Biochemistry

	Value	Unit	Reference range
Glucose	H 7.6	mmol/L	4.1-5.6
Urea	2.2	mmol/L	2.1-7.1
Chloride, Cl	L 73	mmol/L	98-106
Creatinine	36	µmol/L	0-133
Bilirubin, Total	H 36	µmol/L	5.1-17
Bilirubin Direct	H 11	µmol/L	1.7-5.1
Magnesium, Mg	0.86	mmol/L	0.74-1.23
Potassium, K	4.1	mmol/L	3.5-5
Sodium, Na	L 111	mmol/L	136-145

Lipase	0.37	µkat/L	0-0.65
Creatine Kinase, CK	H 3.91	µkat/L	0.78-2.9
Lactate Dehydrogenase, LD	H 3.53	µkat/L	1.7-3.2

Protein and amino acid analysis

	Value	Unit	Reference range
C-Reactive Protein, CRP	5	mg/L	0-5

Hematology

	Value	Unit	Reference range
Leukocyte count, WBC	H 11.3	1E9/L	4-10
Erythrocyte count, RBC	L 4.14	1E12/L	4.5-5.9
Hemoglobin	149	g/L	130-170
Hematocrit	L 0.378	1	0.4-0.5
Mean Corpuscular Volume, MCV	91.2	fL	83-101
Mean Corpuscular Hemoglobin, MCH	H 36.0	pg/cell	27-32
Mean Corpuscular Hemoglobin Concentration, MCHC	H 394	g/L	315-345
Erythrocyte Distribution Width, RDW	12.0	%	11.6-14
Thrombocytes count, Platelet count	300	1E9/L	150-410
Mean Platelet Volume, MPV	9.6	fL	9.4-12.2

Enzymes











	Value	Unit	Reference range
Alkaline Phosphatase, AP	1.41	µkat/L	0.9-2.18
Aspartate Aminotransferase, AST, GOT	0.46	µkat/L	0.17-1
Alanine Aminotransferase, ALT, GPT	0.64	µkat/L	0.22-0.68
Gamma-Glutamyltransferase, GGT	0.40	µkat/L	0-0.94
Amylase, Total	0.58	µkat/L	0.46-2.21



Smart Blood Analytics Report

Model used: Internal
medicine

Report Date: 2018/01/19

	ICD	Prediction	Information	Description
	E87	74.01%	6.80	Other disorders of fluid, electrolyte and acid-base balance
	I47	2.41%	1.02	Paroxysmal tachycardia
	K80	1.35%	-0.23	Cholelithiasis
	E11	0.83%	-1.15	Type 2 diabetes mellitus
	K21	0.74%	2.29	Gastro-oesophageal reflux disease
	K92	0.68%	-0.57	Other diseases of digestive system
	T62	0.67%	3.18	Toxic effect of other noxious substances eaten as food
	T42	0.62%	1.49	Poisoning by antiepileptic, sedative-hypnotic and antiparkinsonism drugs
	C25	0.60%	-0.72	Malignant neoplasm of pancreas
	I49	0.59%	-0.06	Other cardiac arrhythmias

