

Smart Blood Analytics report #1187

i #373 Anonymous_Patient_PE

Male, 57 (1960)

🔹 Blood Parameters

Lab Test Date: /

Biochemistry

	Value	Unit	Reference range
Glucose	4.6	mmol/L	4.1-5.6
Urea	5.9	mmol/L	2.1-7.1
Potassium, K	H 5.4	mmol/L	3.5-5
Sodium, Na	137	mmol/L	136-145
Creatinine	75	µmol/L	0-133
Bilirubin, Total	H 22	µmol/L	5.1-17
Bilirubin Direct	H 6	µmol/L	1.7-5.1

Protein and amino acid analysis

	Value	Unit	Reference range
Troponin I	0.008	µg/L	0-0.4
C-Reactive Protein, CRP	H 43	mg/L	0-5

Hemostasis

	Value	Unit	Reference range
Prothrombin time, PT	H 1.1	1	0.7-1
Prothrombin international normalized ratio, INR	0.9	1	0.9-1.2
D-Dimer	H 7309	µg/L	0-500

Blood gas analysis and hemoglobins

	Value	Unit	Reference range
Carbon dioxide partial pressure, arterial blood, pCO2	L 2.9	kPa	4.7-5.9
Bicarbonate; HCO3, arterial blood	L 14.1	mmol/L	21-28
Carbon dioxide content, arterial blood	L 14.8	mmol/L	24-32
Base excess	L -7.4	mmol/L	-2-2
Oxygen saturation, HbO2	0.97		0.96-1

Enzymes

	Value	Unit	Reference range
Alkaline Phosphatase, AP	1.6	µkat/L	0.9-2.18
Aspartate Aminotransferase,	0.42	µkat/L	0.17-1

AST, GOT

Alanine Aminotransferase, ALT, GPT	0.26	µkat/L	0.22-0.68
Gamma-Glutamyltransferase, GGT	0.53	µkat/L	0-0.94
Amylase, Total	0.82	µkat/L	0.46-2.21
Lipase	0.44	µkat/L	0-0.65
Creatine Kinase, CK	1.65	µkat/L	0.78-2.9
Lactate Dehydrogenase, LD	H 4.53	µkat/L	1.7-3.2

Hematology











	Value	Unit	Reference range
Leukocyte count, WBC	10	1E9/L	4-10
Erythrocyte count, RBC	5.42	1E12/L	4.5-5.9
Hemoglobin	H 178	g/L	130-170
Hematocrit	H 0.506	1	0.4-0.5
Mean Corpuscular Volume, MCV	93.3	fL	83-101
Mean Corpuscular Hemoglobin, MCH	H 32.8	pg/cell	27-32
Mean Corpuscular Hemoglobin Concentration, MCHC	H 348	g/L	315-345
Erythrocyte Distribution Width, RDW	H 17	%	11.6-14
Thrombocytes count, Platelet count	311	1E9/L	150-410



Smart Blood Analytics Report

 Model used: Internal
 medicine

Report Date: 2018/03/05

	ICD	Prediction	Information	Description
	I70	22.90%	2.57	Atherosclerosis
	I26	10.88%	3.18	Pulmonary embolism
	J96	6.59%	2.04	Respiratory failure, not elsewhere classified
	I25	4.93%	0.94	Chronic ischaemic heart disease
	T62	3.86%	5.71	Toxic effect of other noxious substances eaten as food
	I20	3.79%	-0.83	Angina pectoris
	I48	2.53%	0.20	Atrial fibrillation and flutter
	J18	1.95%	-0.10	Pneumonia, organism unspecified
	I47	1.78%	0.59	Paroxysmal tachycardia
	I71	1.54%	1.41	Aortic aneurysm and dissection

